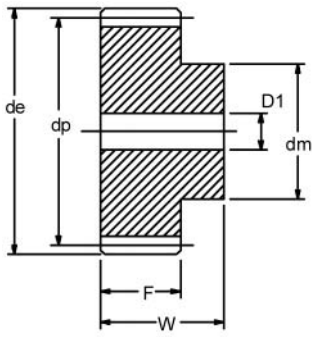


Metric Nylon Gears

20° Pressure Angle

DIN 782

Material: Nylon P 6.6



Spur Gears

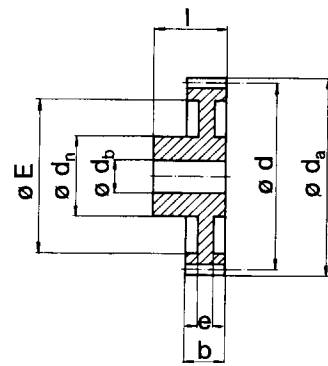
Part No.	Module	Teeth	Tooth Face F	Width W	Outside Ø de	Pitch Ø dp	Hub Ø dm	Bore Ø D1 ±1 mm	Weight kg
NM1B15	1	15	8	18	17.0	15.0	12	5	0.002
NM1B16	1	16	8	18	18.0	16.0	12	5	0.002
NM1B18	1	18	8	18	20.0	18.0	15	6	0.003
NM1B20	1	20	8	18	22.0	20.0	15	6	0.004
NM1B24	1	24	8	18	26.0	24.0	18	6	0.006
NM1B25	1	25	8	18	27.0	25.0	18	6	0.006
NM1.5B15	1.5	15	12	25	25.5	22.5	18	6	0.057
NM1.5B16	1.5	16	12	25	27.0	24.0	18	6	0.060
NM1.5B18	1.5	18	12	25	30.0	27.0	20	8	0.073
NM1.5B20	1.5	20	12	25	33.0	30.0	20	8	0.097
NM1.5B24	1.5	24	12	25	39.0	36.0	25	8	0.135
NM1.5B25	1.5	25	12	25	40.5	37.5	25	8	0.142
NM2B15	2	15	16	30	34.0	30.0	24	8	0.118
NM2B16	2	16	16	30	36.0	32.0	25	8	0.134
NM2B18	2	18	16	30	40.0	36.0	28	10	0.166
NM2B20	2	20	16	30	44.0	40.0	28	10	0.195
NM2B24	2	24	16	30	52.0	48.0	30	10	0.272
NM2B25	2	25	16	30	54.0	50.0	30	10	0.285
NM2.5B15	2.5	15	20	35	42.5	37.5	25	10	0.200
NM2.5B16	2.5	16	20	35	45.0	40.0	25	10	0.225
NM2.5B18	2.5	18	20	35	50.0	45.0	30	12	0.286
NM2.5B20	2.5	20	20	35	55.0	50.0	30	12	0.340
NM2.5B24	2.5	24	20	35	65.0	60.0	40	12	0.515
NM2.5B25	2.5	25	20	35	67.5	62.5	40	12	0.550



Metric Injection Molded Gears

20° Pressure Angle DIN 782

Material: Acetal Resin (Hostaform C)



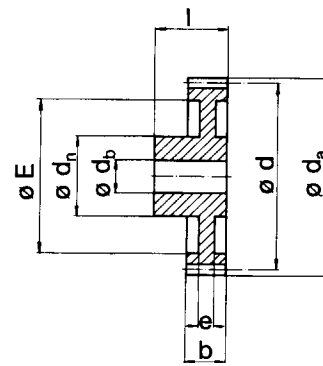
Module 0.5 Spur Gears

Part No.	Teeth	Outside Ø d _a	Pitch Ø d	Hub Ø d _n	Bore Ø d _b ±1 mm	e	Ø E	b	l	Weight g
AM0.5B12	12	7.0	6.0	4	2	-	-	3	7	0.7
AM0.5B13	13	7.5	6.5	4	2	-	-	3	7	0.8
AM0.5B14	14	8.0	7.0	5	2	-	-	3	7	1
AM0.5B15	15	8.5	7.5	6	3	-	-	3	10	1
AM0.5B16	16	9.0	8.0	6	3	-	-	3	10	1
AM0.5B17	17	9.5	8.5	8	3	-	-	3	10	1
AM0.5B18	18	10.0	9.0	8	4	-	-	3	10	1
AM0.5B19	19	10.5	9.5	8	4	-	-	3	10	2
AM0.5B20	20	11.0	10.0	8	4	-	-	3	10	2
AM0.5B21	21	11.5	10.5	8	4	-	-	3	10	2
AM0.5B22	22	12.0	11.0	10	4	-	-	3	10	2
AM0.5B23	23	12.5	11.5	10	4	-	-	3	10	2
AM0.5B24	24	13.0	12.0	10	4	-	-	3	10	2
AM0.5B25	25	13.5	12.5	10	4	-	-	3	10	2
AM0.5B26	26	14.0	13.0	10	4	-	-	3	10	2
AM0.5B27	27	14.5	13.5	10	4	-	-	3	10	3
AM0.5B28	28	15.0	14.0	10	4	-	-	3	10	3
AM0.5B30	30	16.0	15.0	12	4	-	-	3	10	3
AM0.5B32	32	17.0	16.0	12	4	2	11.0	3	10	3
AM0.5B35	35	18.5	17.5	12	4	2	12.5	3	10	3
AM0.5B36	36	19.0	18.0	12	4	2	13.0	3	10	3
AM0.5B38	38	20.0	19.0	12	4	2	13.5	3	10	3
AM0.5B40	40	21.0	20.0	12	4	2	14.0	3	10	3
AM0.5B42	42	22.0	21.0	12	4	2	16.0	3	10	3
AM0.5B45	45	23.5	22.5	12	4	2	18.5	3	10	4
AM0.5B48	48	25.0	24.0	15	6	2	19.0	3	10	4
AM0.5B50	50	26.0	25.0	15	6	2	20.0	3	10	4
AM0.5B52	52	27.0	26.0	15	6	2	21.0	3	10	4
AM0.5B54	54	28.0	27.0	15	6	2	22.0	3	10	4
AM0.5B55	55	28.5	27.5	15	6	2	23.0	3	10	4
AM0.5B56	56	29.0	28.0	15	6	2	23.0	3	10	4
AM0.5B60	60	31.0	30.0	15	6	2	24.0	3	10	5
AM0.5B64	64	33.0	32.0	15	6	2	25.0	3	10	5
AM0.5B65	65	33.5	32.5	15	6	2	27.0	3	10	5
AM0.5B70	70	36.0	35.0	15	6	2	29.0	3	10	5
AM0.5B72	72	37.0	36.0	15	6	2	30.0	3	10	6
AM0.5B75	75	38.5	37.5	15	6	2	33.0	3	10	6
AM0.5B80	80	41.0	40.0	15	6	2	36.0	3	10	6
AM0.5B90	90	46.0	45.0	15	6	2	39.0	3	10	6
AM0.5B96	96	49.0	48.0	15	6	2	42.0	3	10	7
AM0.5B100	100	51.0	50.0	15	6	2	44.0	3	10	8
AM0.5B120	120	61.0	60.0	15	6	2	54.0	3	10	10

Metric Injection Molded Gears

20° Pressure Angle DIN 782

Material: Acetal Resin (Hostaform C)



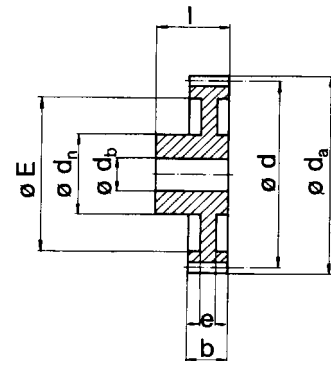
Module 0.7 Spur Gears

Part No.	Teeth	Outside Ø d _a	Pitch Ø d	Hub Ø d _n	Bore Ø d _b ±1 mm	e	Ø E	b	l	Weight g
AM0.7B12	12	9.8	8.4	6	3	-	-	6	15	1
AM0.7B13	13	10.5	9.1	6	3	-	-	6	15	1
AM0.7B14	14	11.2	9.8	6	3	-	-	6	15	2
AM0.7B15	15	11.9	10.5	6	3	-	-	6	15	2
AM0.7B16	16	12.6	11.2	9	4	-	-	6	15	2
AM0.7B17	17	13.3	11.9	9	4	-	-	6	15	2
AM0.7B18	18	14.0	12.6	9	4	-	-	6	15	3
AM0.7B19	19	14.7	13.3	9	4	-	-	6	15	3
AM0.7B20	20	15.4	14.0	9	4	-	-	6	15	3
AM0.7B21	21	16.1	14.7	9	4	-	-	6	15	3
AM0.7B22	22	16.8	15.4	9	4	-	-	6	15	3
AM0.7B23	23	17.5	16.1	9	4	-	-	6	15	3
AM0.7B24	24	18.2	16.8	9	4	3	13.5	6	15	4
AM0.7B25	25	18.9	17.5	9	6	3	13.5	6	15	4
AM0.7B26	26	19.6	18.2	9	6	3	13.5	6	15	4
AM0.7B27	27	20.3	18.9	9	6	3	13.5	6	15	4
AM0.7B28	28	21.0	19.6	9	6	3	13.5	6	15	5
AM0.7B30	30	22.4	21.0	12	6	3	16.0	6	15	5
AM0.7B32	32	23.8	22.4	12	6	3	16.0	6	15	5
AM0.7B35	35	25.9	24.5	15	6	3	19.0	6	15	6
AM0.7B36	36	26.6	25.2	15	6	3	19.0	6	15	6
AM0.7B38	38	28.0	26.6	15	6	3	21.5	6	15	7
AM0.7B40	40	29.4	28.0	15	6	3	21.5	6	15	7
AM0.7B42	42	30.8	29.4	18	6	2	24.5	6	15	8
AM0.7B45	45	32.9	31.5	18	6	2	24.5	6	15	8
AM0.7B48	48	35.0	33.6	18	8	2	24.5	6	15	9
AM0.7B50	50	36.4	35.0	18	8	2	28.0	6	15	9
AM0.7B52	52	37.8	36.4	18	8	2	28.0	6	15	10
AM0.7B54	54	39.2	37.8	18	8	2	28.0	6	15	10
AM0.7B55	55	39.9	38.5	18	8	2	31.0	6	15	11
AM0.7B56	56	40.6	39.2	18	8	2	31.0	6	15	11
AM0.7B60	60	43.4	42.0	18	8	2	31.0	6	15	12
AM0.7B64	64	46.2	44.8	18	8	2	37.5	6	15	12
AM0.7B65	65	46.9	45.5	18	8	2	37.5	6	15	13
AM0.7B70	70	50.4	49.0	18	8	2	37.5	6	15	14
AM0.7B72	72	51.8	50.4	18	8	2	37.5	6	15	16
AM0.7B75	75	53.9	52.5	18	10	2	37.5	6	15	17
AM0.7B80	80	57.4	56.0	21	10	2	47.0	6	15	18
AM0.7B90	90	64.4	63.0	21	10	2	56.5	6	15	19
AM0.7B96	96	68.6	67.2	21	10	2	56.5	6	15	20
AM0.7B100	100	71.4	70.0	21	10	2	56.5	6	15	22
AM0.7B120	120	85.4	84.0	21	10	2	77.0	6	15	25

Metric Injection Molded Gears

20° Pressure Angle DIN 782

Material: Acetal Resin (Hostaform C)



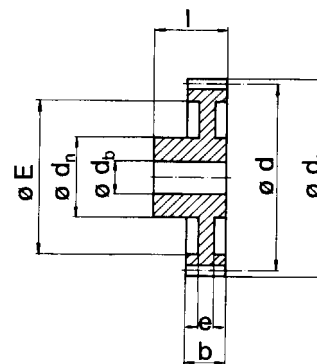
Module 1.0 Spur Gears

Part No.	Teeth	Outside Ø d_a	Pitch Ø d	Hub Ø d_n	Bore Ø $d_b \pm 1 \text{ mm}$	e	Ø E	b	l	Weight g
AM1B12	12	14	12	9	4	-	-	9	17	1.8
AM1B13	13	15	13	9	4	-	-	9	17	1.9
AM1B14	14	16	14	9	4	-	-	9	17	2.2
AM1B15	15	17	15	9	4	-	-	9	17	2.5
AM1B16	16	18	16	9	4	-	-	9	17	2.8
AM1B17	17	19	17	9	4	-	-	9	17	3.0
AM1B18	18	20	18	9	4	6.0	13.5	9	17	3.2
AM1B19	19	21	19	9	4	6.0	13.5	9	17	3.5
AM1B20	20	22	20	9	4	6.0	13.5	9	17	3.9
AM1B21	21	23	21	12	5	6.0	16.0	9	17	4.7
AM1B22	22	24	22	12	5	6.0	16.0	9	17	5.1
AM1B23	23	25	23	12	5	6.0	16.0	9	17	5.6
AM1B24	24	26	24	15	6	6.0	19.0	9	18	6.6
AM1B25	25	27	25	15	6	6.0	19.0	9	18	7.2
AM1B26	26	28	26	15	6	6.0	19.0	9	18	7.7
AM1B27	27	29	27	15	6	6.0	19.0	9	18	8.1
AM1B28	28	30	28	15	6	6.0	22.0	9	18	8.4
AM1B30	30	32	30	15	6	6.0	22.0	9	18	9.4
AM1B32	32	34	32	18	6	4.6	24.5	9	18	11.3
AM1B35	35	37	35	18	8	4.6	24.5	9	18	12.7
AM1B36	36	38	36	18	8	4.6	28.0	9	18	12.6
AM1B38	38	40	38	18	8	4.6	28.0	9	18	14.0
AM1B40	40	42	40	18	8	4.6	28.0	9	18	15.6
AM1B42	42	44	42	18	8	4.6	37.0	9	18	14.0
AM1B45	45	47	45	18	8	4.6	37.0	9	18	17.0
AM1B48	48	50	48	18	8	4.6	37.0	9	18	19.8
AM1B50	50	52	50	18	8	4.6	37.0	9	18	21.6
AM1B52	52	54	52	21	8	4.6	47.0	9	18	21.4
AM1B54	54	56	54	21	8	4.6	47.0	9	18	23.5
AM1B55	55	57	55	21	8	4.6	47.0	9	18	24.7
AM1B56	56	58	56	21	8	4.6	47.0	9	18	25.9
AM1B58	58	60	58	21	8	4.6	47.0	9	18	26.8
AM1B60	60	62	60	21	8	4.6	47.0	9	18	30.5
AM1B64	64	66	64	21	10	4.6	57.0	9	18	29.8
AM1B65	65	67	65	21	10	4.6	57.0	9	18	31.0
AM1B70	70	72	70	21	10	4.6	57.0	9	18	37.7
AM1B72	72	74	72	21	10	4.6	67.0	9	18	33.8
AM1B75	75	77	75	21	10	4.6	67.0	9	18	39.1
AM1B80	80	82	80	21	10	4.6	67.0	9	18	46.5
AM1B85	85	87	85	21	10	4.6	77.0	9	18	48.7
AM1B90	90	92	90	21	10	4.6	77.0	9	18	57.5
AM1B100	100	102	100	24	12	4.6	87.0	9	18	95.1
AM1B110	110	112	110	24	12	4.6	97.0	9	18	82.5
AM1B120	120	122	120	24	12	4.6	107.0	9	18	95.2
AM1B130	130	132	130	24	12	4.6	115.0	9	18	109.3
AM1B140	140	142	140	24	12	4.6	125.0	9	18	127.1

Metric Injection Molded Gears

20° Pressure Angle DIN 782

Material: Acetal Resin (Hostaform C)



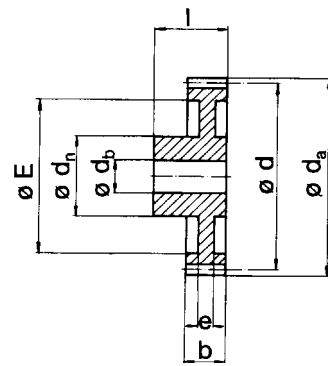
Module 1.25 Spur Gears

Part No.	Teeth	Outside Ø d_a	Pitch Ø d	Hub Ø d_h	Bore Ø $d_b \pm 1 \text{ mm}$	e	Ø E	b	l	Weight g
AM1.25B12	12	17.50	15.00	9	5	-	-	10	19	3
AM1.25B13	13	18.75	16.25	9	5	-	-	10	19	3
AM1.25B14	14	20.00	17.50	9	5	-	-	10	19	4
AM1.25B15	15	21.25	18.75	9	5	7.0	13.5	10	19	4
AM1.25B16	16	22.50	20.00	9	5	7.0	13.5	10	19	5
AM1.25B17	17	23.75	21.25	9	5	7.0	13.5	10	19	6
AM1.25B18	18	25.00	22.50	12	5	7.0	16.0	10	19	7
AM1.25B19	19	26.25	23.75	12	5	7.0	16.0	10	19	8
AM1.25B20	20	27.50	25.00	12	5	7.0	16.0	10	19	8
AM1.25B21	21	28.75	26.25	15	6	7.0	19.0	10	19	9
AM1.25B22	22	30.00	27.50	15	6	7.0	19.0	10	19	10
AM1.25B23	23	31.25	28.75	15	6	7.0	19.0	10	19	11
AM1.25B24	24	32.50	30.00	15	6	7.0	21.5	10	19	12
AM1.25B25	25	33.75	31.25	15	6	7.0	21.5	10	19	13
AM1.25B26	26	35.00	32.50	18	6	5.5	24.0	10	19	15
AM1.25B27	27	36.25	33.75	18	6	5.5	24.0	10	19	16
AM1.25B28	28	37.50	35.00	18	8	5.5	24.0	10	19	18
AM1.25B30	30	40.00	37.50	18	8	5.5	28.0	10	19	19
AM1.25B32	32	42.50	40.00	18	8	5.5	28.0	10	19	20
AM1.25B35	35	46.25	43.75	18	8	5.5	28.0	10	19	21
AM1.25B36	36	47.50	45.00	18	8	5.5	37.5	10	19	23
AM1.25B38	38	50.00	47.50	18	8	5.5	37.5	10	19	24
AM1.25B40	40	52.50	50.00	18	8	5.5	37.5	10	19	25
AM1.25B42	42	55.00	52.50	18	8	5.5	37.5	10	19	27
AM1.25B45	45	58.75	56.25	21	8	5.5	47.5	10	19	30
AM1.25B48	48	62.50	60.00	21	8	5.5	47.5	10	19	34
AM1.25B50	50	65.00	62.50	21	8	5.5	47.5	10	19	38
AM1.25B52	52	67.50	65.00	21	10	5.5	57.0	10	19	42
AM1.25B54	54	70.00	67.50	21	10	5.5	57.0	10	19	46
AM1.25B55	55	71.25	68.75	21	10	5.5	57.0	10	19	49
AM1.25B56	56	72.50	70.00	21	10	5.5	57.0	10	19	52
AM1.25B60	60	77.50	75.00	21	10	5.5	67.0	10	19	55
AM1.25B64	64	82.50	80.00	21	10	5.5	67.0	10	19	63
AM1.25B65	65	83.75	81.25	21	10	5.5	67.0	10	19	70
AM1.25B70	70	90.00	87.50	21	10	5.5	77.0	10	19	75
AM1.25B75	75	96.25	93.75	21	10	5.5	77.0	10	19	80

Metric Injection Molded Gears

20° Pressure Angle DIN 782

Material: Acetal Resin (Hostaform C)



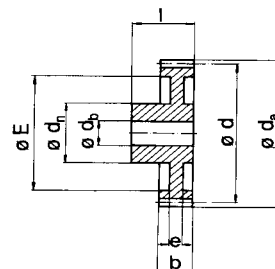
Module 1.5 Spur Gears

Part No.	Teeth	Outside Ø d_a	Pitch Ø d	Hub Ø d_n	Bore Ø $d_b \pm 1 \text{ mm}$	e	Ø E	b	l	Weight g
AM1.5B12	12	21.0	18.0	14	6	-	-	12	23	5.6
AM1.5B13	13	22.5	19.5	14	6	-	-	12	23	6.3
AM1.5B14	14	24.0	21.0	14	6	-	-	12	23	7.1
AM1.5B15	15	25.5	22.5	14	6	-	-	12	23	7.8
AM1.5B16	16	27.0	24.0	14	6	-	-	12	23	8.7
AM1.5B17	17	28.5	25.5	14	6	-	-	12	23	9.7
AM1.5B18	18	30.0	27.0	17	8	-	-	12	23	10.9
AM1.5B19	19	31.5	28.5	17	8	-	-	12	23	11.9
AM1.5B20	20	33.0	30.0	17	8	-	-	12	23	12.9
AM1.5B21	21	34.5	31.5	17	8	5	23	12	23	13.0
AM1.5B22	22	36.0	33.0	17	8	5	23	12	23	14.3
AM1.5B23	23	37.5	34.5	17	8	5	23	12	23	15.5
AM1.5B24	24	39.0	36.0	19	8	5	27	12	23	16.8
AM1.5B25	25	40.5	37.5	19	8	5	27	12	23	18.3
AM1.5B26	26	42.0	39.0	19	8	5	27	12	23	19.9
AM1.5B27	27	43.5	40.5	19	8	5	27	12	23	21.6
AM1.5B28	28	45.0	42.0	19	8	5	27	12	23	23.3
AM1.5B30	30	48.0	45.0	24	10	5	35	12	23	26.1
AM1.5B32	32	51.0	48.0	24	10	5	35	12	23	29.9
AM1.5B35	35	55.5	52.5	24	10	5	43	12	23	31.2
AM1.5B36	36	57.0	54.0	24	10	5	43	12	23	33.0
AM1.5B38	38	60.0	57.0	24	10	5	43	12	23	37.7
AM1.5B40	40	63.0	60.0	24	10	5	50	12	23	37.4
AM1.5B42	42	66.0	63.0	24	10	5	50	12	23	42.3
AM1.5B45	45	70.5	67.5	24	10	5	50	12	23	49.4
AM1.5B48	48	75.0	72.0	24	10	5	50	12	23	57.2
AM1.5B50	50	78.0	75.0	27	12	5	65	12	23	53.1
AM1.5B52	52	81.0	78.0	27	12	5	65	12	23	58.9
AM1.5B54	54	84.0	81.0	27	12	5	65	12	23	64.8
AM1.5B55	55	85.5	82.5	27	12	5	65	12	23	67.9
AM1.5B60	60	93.0	90.0	27	12	5	65	12	23	83.9
AM1.5B70	70	108	105.0	30	12	5	90	14	23	97.7
AM1.5B80	80	123	120.0	30	12	5	106	14	23	119.6
AM1.5B90	90	138	135.0	30	12	5	118	14	23	149.8

Metric Injection Molded Gears

20° Pressure Angle DIN 782

Material: Acetal Resin (Hostaform C)



Module 2.0 Spur Gears

Part No.	Teeth	Outside Ø d _a	Pitch Ø d	Hub Ø d _n	Bore Ø d _b ±1 mm	e	Ø E	b	l	Weight g
AM2B12	12	28	24	18.5	8	-	-	15	27	11.6
AM2B13	13	30	26	18.5	8	-	-	15	27	12.9
AM2B14	14	32	28	18.5	8	-	-	15	27	14.6
AM2B15	15	34	30	18.5	8	-	-	15	27	16.4
AM2B16	16	36	32	17.5	8	6	23	15	27	16.4
AM2B17	17	38	34	17.5	8	6	25	15	27	17.9
AM2B18	18	40	36	17.5	8	6	26	15	27	19.3
AM2B19	19	42	38	17.5	8	6	28	15	27	21.2
AM2B20	20	44	40	20	10	6	29	15	27	24.1
AM2B21	21	46	42	20	10	6	29	15	27	26.7
AM2B22	22	48	44	20	10	6	29	15	27	29.3
AM2B23	23	50	46	20	10	6	36	15	27	32.1
AM2B24	24	52	48	24	10	6	36	15	27	38.7
AM2B25	25	54	50	24	10	6	36	15	27	38.4
AM2B26	26	56	52	24	10	6	40	15	27	38.8
AM2B27	27	58	54	24	10	6	40	15	27	42.1
AM2B28	28	60	56	24	10	6	40	15	27	42.2
AM2B30	30	64	60	24	10	6	46	15	27	50.6
AM2B32	32	68	64	26	10	6	46	15	27	58.6
AM2B35	35	74	70	26	12	6	56	15	27	60.9
AM2B36	36	76	72	26	12	6	56	15	27	65.5
AM2B38	38	80	76	26	12	6	64	15	27	63.9
AM2B40	40	84	80	26	12	6	64	15	27	77.0
AM2B42	42	88	84	26	12	6	64	15	27	87.7
AM2B45	45	94	90	30	14	6	70	15	27	100.6
AM2B48	48	100	96	30	14	6	76	15	27	114.7
AM2B50	50	104	100	30	14	6	80	15	27	116.7
AM2B55	55	114	110	30	14	6	90	15	27	134.8
AM2B60	60	124	120	30	14	6	100	15	27	153.8
AM2B70	70	144	140	30	14	6	110	15	27	195.7

Module 3.0 Spur Gears

AM3B12	12	42	36	24	12	-	-	19	34	30.2
AM3B13	13	45	39	24	12	-	-	19	34	34.6
AM3B14	14	48	42	24	12	-	-	19	34	39.1
AM3B15	15	51	45	24	12	8	30	19	34	43.1
AM3B16	16	54	48	24	12	8	30	19	34	49.1
AM3B17	17	57	51	24	12	8	30	19	34	54.5
AM3B18	18	60	54	24	12	8	38	19	34	51.7
AM3B19	19	63	57	24	12	8	38	19	34	63.7
AM3B20	20	66	60	24	12	8	38	19	34	69.7
AM3B21	21	69	63	24	12	8	45	19	34	70.2
AM3B22	22	72	66	24	12	8	45	19	34	78.8
AM3B23	23	75	69	24	12	8	52	19	34	79.4
AM3B24	24	78	72	24	12	8	52	19	34	86.9
AM3B25	25	81	75	28	14	8	58	19	34	93.2
AM3B26	26	84	78	28	14	8	58	19	34	102.2
AM3B27	27	87	81	28	14	8	58	19	34	110.9
AM3B28	28	90	84	28	14	8	68	19	34	108.6
AM3B30	30	96	90	28	14	8	68	19	34	129.8
AM3B32	32	102	96	32	16	8	71	19	34	149.9
AM3B33	33	105	99	32	16	8	71	19	34	161.7
AM3B35	35	111	105	32	16	8	80	19	34	169.8
AM3B38	38	120	114	32	16	8	89	19	34	195.5
AM3B40	40	126	120	32	16	8	95	19	34	208.5
AM3B45	45	141	135	32	16	8	110	19	34	255.0